







Pre-Task	<ul style="list-style-type: none"> • Consider the task and follow safe job procedures, industry best practices, and legislative requirements. • Complete a hazard assessment and follow the controls. • Complete chain saw safety training specific to desired tasks. (Specific training for PPE requirements). • Ensure chain saw is well maintained and inspect chain brake, chain for sharpness and tension, and chain oil for the correct season. Check chain oil level often. • Fuel chain saw in a well-ventilated area. Ensure chain saw is not running and not hot before refueling. • Follow manufacturer’s recommendations for starting, holding, and carrying the saw. Never drop-start the saw.
During	<ul style="list-style-type: none"> • Always use two hands to hold the saw while cutting. • Never cut above your shoulder height. • Never place bar directly in front of your body. Always hold it off to the side in case of kick back. • Avoid using the tip of your bar unless completing a boring cut. (Special training required) • Always clear people that are in your felling zone. Always have an escape route when felling. • Never stand on the downside of a tree while cutting. • Never fell or buck a tree beyond your ability. • When carrying/walking with a chain saw ensure saw is off, bar guard is in place and the bar tip faces behind you.
Post-task	<ul style="list-style-type: none"> • Cool saw down • Clean and maintain the saw. • Store in a secure dry location.

Task/Environment/Equipment	
<p>Chain Saws Bucking or felling</p>	
Protective Measures	
SSHA	
Engineering	
Training	
SJP	
ERP	
PPE	

The information presented in this publication is intended for general use and may not apply to every circumstance. It is not a definitive guide to OHS legislation or industry standards. This does not relieve persons using this publication from their responsibilities under applicable legislation. The Alberta Construction Safety Association does not guarantee the accuracy of, nor assume liability for, the information presented here.