







Pre-Task	<ul style="list-style-type: none"> • Consider the task and follow safe job procedures, industry best practices, and legislative requirements. • Complete a hazard assessment and follow the controls. • Inspect all tools and equipment as per manufacturers' specifications prior to use. • Request and confirm locates prior to pile driving or drilling. • Hand expose (daylight) buried facilities within the required distances as noted in legislation or specifications before piling begins.
During	<ul style="list-style-type: none"> • Maintain minimum clearance from underground facilities and safe limits of approach for overhead powerlines. • Ensure proper isolation, barricades, and open excavations are established and marked. • Ensure that piling equipment is on stable ground, properly anchored, and secure. • Follow requirements for loading and off-loading piling equipment and materials. Use tag lines if required. • Be aware and avoid pinch points. • Ensure you are always visible to the rig operator.
Post-task	<ul style="list-style-type: none"> • Never leave open excavations or holes unsecured. Always mark and cover. • Clean and secure equipment when no longer needed.

Task/Environment/Equipment	
Piling Installation	
Protective Measures	
SSHA	
Engineering	
Training	
SJP	
ERP	
PPE	

The information presented in this publication is intended for general use and may not apply to every circumstance. It is not a definitive guide to OHS legislation or industry standards. This does not relieve persons using this publication from their responsibilities under applicable legislation. The Alberta Construction Safety Association does not guarantee the accuracy of, nor assume liability for, the information presented here.