







Pre-Task	<ul style="list-style-type: none"> <li>• Consider the task and follow safe job procedures, industry best practices, and legislative requirements.</li> <li>• Review plans and confirm location for the proposed right of way.</li> <li>• Complete a hazard assessment and site inspection and follow the required controls.</li> <li>• Confirm the Emergency Response Plan prior to starting.</li> <li>• Set up the required signs, flagging and barricades.</li> <li>• Operators and ground workers must confirm appropriate communication and hand signals.</li> <li>• Operators of powered mobile equipment must do a pre-trip inspection of the equipment prior to starting.</li> </ul>
During	<ul style="list-style-type: none"> <li>• Ground workers slashing and using chain saws must be within the equipment operators' line of vision.</li> <li>• Continue to identify powerlines and other facilities.</li> <li>• Use caution when operating a chain saw. See SWP 0002.</li> <li>• Follow Safe job procedures while felling trees. This includes having an escape route and maintaining a safe felling zone. Continue to watch for overhead hazards.</li> <li>• Never position yourself between a winch and the object you are moving.</li> <li>• Never ride on the side of powered mobile equipment.</li> </ul>
Post-task	<ul style="list-style-type: none"> <li>• Do not leave equipment running while refueling.</li> <li>• Clean up all waste brought in by people.</li> <li>• Complete closing requirements on the permit.</li> </ul>

Task/Environment/Equipment	
<p>Clearing and Grading Pipeline Right of Way (R.O.W)</p>	
Protective Measures	
SSHA	
Engineering	
Training	
SJP	
ERP	
PPE	

The information presented in this publication is intended for general use and may not apply to every circumstance. It is not a definitive guide to OHS legislation or industry standards. This does not relieve persons using this publication from their responsibilities under applicable legislation. The Alberta Construction Safety Association does not guarantee the accuracy of, nor assume liability for, the information presented here.