







Pre-Task	<ul style="list-style-type: none"> • Consider the task and follow safe job procedures, industry best practices, and legislative requirements. • Complete a hazard assessment and follow the controls. • Inspect the area to be mowed and remove any sticks, stones, wire, and debris. • Fuel the power mower prior to use in a well-ventilated area. Check oil and maintain mower.
During	<ul style="list-style-type: none"> • Use required PPE while operating power mowers. This should include proper boots, safety glasses, and hearing protection. Do not use mower while wearing open toed shoes or sandals. • Never add fuel to a running or hot machine. • Do not leave running mower unattended. • Do not run mower in an enclosed area where carbon monoxide can accumulate. • Stop engine when pushing across driveways, walkways, or roads.
Post-task	<ul style="list-style-type: none"> • Cool down the mower and clean excess grass and debris. • Store in a dry, secure location.

Task/Environment/Equipment	
Power Mowers (gasoline)	
Protective Measures	
SSHA	
Engineering	
Training	
SJP	
ERP	
PPE	

The information presented in this publication is intended for general use and may not apply to every circumstance. It is not a definitive guide to OHS legislation or industry standards. This does not relieve persons using this publication from their responsibilities under applicable legislation. The Alberta Construction Safety Association does not guarantee the accuracy of, nor assume liability for, the information presented here.