







Pre-Task	<ul style="list-style-type: none"> • Consider the task and follow safe job procedures, industry best practices, and legislative requirements. • Complete a hazard assessment and follow the controls. • Read and follow the SDS for the coating material. • Inspect all equipment. • Set up secure area around patching and jeeping area. • Use respiratory protective equipment when heating patching materials to avoid breathing fumes. • Cover exposed skin to prevent coating burns.
During	<ul style="list-style-type: none"> • Maintain communication between operators and ground workers. Use appropriate hand signals. • Use caution when moving around equipment. • Secure pipe from swinging or movement. • Ensure that the pipe is blocked and chalked. • Identify and avoid pinch points and traps. • DO NOT stand between the pipe and equipment or pipe and the ditch. • DO NOT position yourself under a suspended load. • DO NOT walk on the pipe. • Maintain dry gloves and DO NOT touch the jeeping contacts or brushes.
Post-task	<ul style="list-style-type: none"> • Clean up area and secure all tools and equipment in a dry, clean location after use.

Task/Environment/Equipment	
Pipe Coating Repairs (patching and jeeping)	
Protective Measures	
SSHA	
Engineering	
Training	
SJP	
ERP	
PPE	

The information presented in this publication is intended for general use and may not apply to every circumstance. It is not a definitive guide to OHS legislation or industry standards. This does not relieve persons using this publication from their responsibilities under applicable legislation. The Alberta Construction Safety Association does not guarantee the accuracy of, nor assume liability for, the information presented here.