







Pre-Task	<ul style="list-style-type: none"> • Consider the task and follow safe job procedures, industry best practices, and legislative requirements. • Complete a hazard assessment and follow the controls. • Use required PPE while using weed eaters. This should include proper boots, safety glasses, and hearing protection. • Inspect the area to be trimmed and remove any sticks, stones, wire, and debris that could be entangled in the weed eater's string. • Ensure the right mix of fuel is used (where applicable.) Refer to the manufacturer's requirements. • Only use the manufacturer's approved string.
During	<ul style="list-style-type: none"> • Never add fuel to a running or hot machine. • Ensure the string is installed correctly and guards and protective devices are in place. • Ensure the string does not hit fences, trees, or rocks. • Consider the working alone policy if applicable.
Post-task	<ul style="list-style-type: none"> • Cool down the weed eater and clean excess grass and debris. • Store in a dry secure location.

Task/Environment/Equipment	
Weed Eaters	
Protective Measures	
SSHA	
Engineering	
Training	
SJP	
ERP	
PPE	

The information presented in this publication is intended for general use and may not apply to every circumstance. It is not a definitive guide to OHS legislation or industry standards. This does not relieve persons using this publication from their responsibilities under applicable legislation. The Alberta Construction Safety Association does not guarantee the accuracy of, nor assume liability for, the information presented here.

Icons from The Noun Project: *warning-clipboard* by Suncheli Project, *secure* by Markus, *training* by Musmellow, *checklist* by Vectors Market, *agenda* by Rflor, *safety glasses* by André Renault