







Pre-Task	<ul style="list-style-type: none"> • Consider the task and follow safe job procedures, industry best practices, and legislative requirements. • Complete a hazard assessment and follow the controls. • Always consider the manufacturer’s specifications for use and maintenance of respiratory protective equipment. • Inspect the equipment before each use. • Confirm that respirators are cleaned and disinfected prior to each use. • Maintain fit testing as per requirement. • Select the appropriate equipment for the environment and task being completed. (e.g., self-contained [SCBA], supplied air [SABA], etc.)
During	<ul style="list-style-type: none"> • Use a buddy system when using supplied air breathing apparatus (SABA). • Train safety watch in bottle watch operations. • Maintain hose and ensure that it does not get pinched or caught on sharp objects. • Always carry an egress bottle while working under supplied or contained air. • Ensure that cartridge filters are appropriate for the airborne hazard when using air purifying respirators (APR).
Post-task	<ul style="list-style-type: none"> • Always post inspect, clean, and maintain RPE prior to storage. • Never store an empty SCBA. Take the SCBA out of service and replace the tank prior to storing.

Task/Environment/Equipment	
Respiratory Protective Equipment	
Protective Measures	
SSHA	
Engineering	
Training	
SJP	
ERP	
PPE	

The information presented in this publication is intended for general use and may not apply to every circumstance. It is not a definitive guide to OHS legislation or industry standards. This does not relieve persons using this publication from their responsibilities under applicable legislation. The Alberta Construction Safety Association does not guarantee the accuracy of, nor assume liability for, the information presented here.