







Pre-Task	<ul style="list-style-type: none"> • Consider the task and follow safe job procedures, industry best practices, and legislative requirements. • Complete a hazard assessment and follow the controls. • Obtain and follow the requirements of the permit. • Restrict access to the area by using barricades and warning signs. • Ensure all power sources are secure and isolated prior to work activities.
During	<ul style="list-style-type: none"> • Establish and maintain clear entry and exit points. • Have safety equipment and emergency respiratory equipment available. • Place continuous gas detecting monitors at strategic points. • Place fire extinguishers at strategic points.
Post-task	<ul style="list-style-type: none"> • Continually monitor work area for changing conditions.

Task/Environment/Equipment	
Restricted Work Area	
Protective Measures	
SSHA	
Engineering	
Training	
SJP	
ERP	
PPE	

The information presented in this publication is intended for general use and may not apply to every circumstance. It is not a definitive guide to OHS legislation or industry standards. This does not relieve persons using this publication from their responsibilities under applicable legislation. The Alberta Construction Safety Association does not guarantee the accuracy of, nor assume liability for, the information presented here.

Icons from The Noun Project: *warning-clipboard* by Suncheli Project, *secure* by Markus, *training* by Musmellow, *checklist* by Vectors Market, *agenda* by Rflor, *safety glasses* by André Renault