







Pre-Task	<ul style="list-style-type: none"> • Consider the task and follow safe job procedures, industry best practices, and legislative requirements. • Complete a hazard assessment and site inspection and follow the required controls. Confirm hand signals to be used with the concrete pump truck operator. • Use the appropriate PPE and cover exposed skin to prevent chemical burns. • Confirm location of the safety shower and other emergency response equipment that may be required. • Warm up by stretching your body. • Set up scaffold or appropriate platform to access the wall forms.
During	<ul style="list-style-type: none"> • Ensure that excavations are marked and barricaded. • Confirm that all rebar endcaps are in place. • Confirm that all formwork is secure from movement prior to the pour. • Follow concrete job procedures. Ensure forms are only filled in small lifts to prevent the formwork blowout. • Do not over vibrate concrete to prevent formwork blowout. • Maintain communication with concrete pump truck operator and watch for overhead hazards.
Post-task	<ul style="list-style-type: none"> • Clean up all tools and equipment to prevent concrete build up. • Remove any soiled cloths and discard or wash as required. • Wash hands and body after job completion. • Stretch muscles to cool down.

Task/Environment/Equipment	
Concrete Foundation Work	
Protective Measures	
SSHA	
Engineering	
Training	
SJP	
ERP	
PPE	

The information presented in this publication is intended for general use and may not apply to every circumstance. It is not a definitive guide to OHS legislation or industry standards. This does not relieve persons using this publication from their responsibilities under applicable legislation. The Alberta Construction Safety Association does not guarantee the accuracy of, nor assume liability for, the information presented here.