







Pre-Task	<ul style="list-style-type: none"> • Consider the task and follow safe job procedures, industry best practices, and legislative requirements. • Complete a hazard assessment prior to any towing operation. • Confirm weight of the vehicle to be towed and that it is within the rate towing capacity of the tow vehicle. • Follow the manufacturers' towing requirements. • Inspect all towing equipment for wear or damage. • Confirm hand signals.
During	<ul style="list-style-type: none"> • Ensure warning devices are in place. • Never place yourself within a trap. Do not stand between vehicles. • Utilize the passenger side for controls. • Limit operator exposure to oncoming traffic. • Keep a distance from tow rope or cables. • Follow appropriate hooking and load securing practices. • Tow at a slower speed and maintain full control.
Post-task	<ul style="list-style-type: none"> • Place towed vehicle or equipment in a secure location and place park break on. • Communicate the vehicle's condition and location with responsible person. • Remove tow rope or cables and store appropriately.

Task/Environment/Equipment	
Towing	
Protective Measures	
SSHA	
Engineering	
Training	
SJP	
ERP	
PPE	

The information presented in this publication is intended for general use and may not apply to every circumstance. It is not a definitive guide to OHS legislation or industry standards. This does not relieve persons using this publication from their responsibilities under applicable legislation. The Alberta Construction Safety Association does not guarantee the accuracy of, nor assume liability for, the information presented here.